



lumini Solucoes em Iluminacao LTDA
www.lumini.com.br
Email:laboratorio@lumini.com.br
Tel:+55 11 3437-5555 Fax:+55 11 3437-5555
Address:Rua Ferreira Viana, 716 - Socorro - São Paulo/SP

lumini

LumCAT:

Luminaire: geo edge led line 500 p - 7.5W

LampCAT: modulo led line 15W/m 30K irc 90

Ballast type: led line driver 12Vdc

Report No:

Voltage(V): 127.8300

Test No:

Current(A): 0.0930

Number of Lamps: 1

Power (W): 11.8880

Lamp flux(lm): 707.0

PF: 0.9960

Length(mm): 500

Width(mm): 27

Phm Type: C

Height(mm): 0

Photometric Results

Lumens(lm): 418.46, Efficiency(%): 59.19% , Luminous Efficacy(lm/W): 35.20

Central intensity(cd): 232.432, Maximum intensity(cd): 232.432

Angle of maximum intensity: C=0.0 γ =0.0

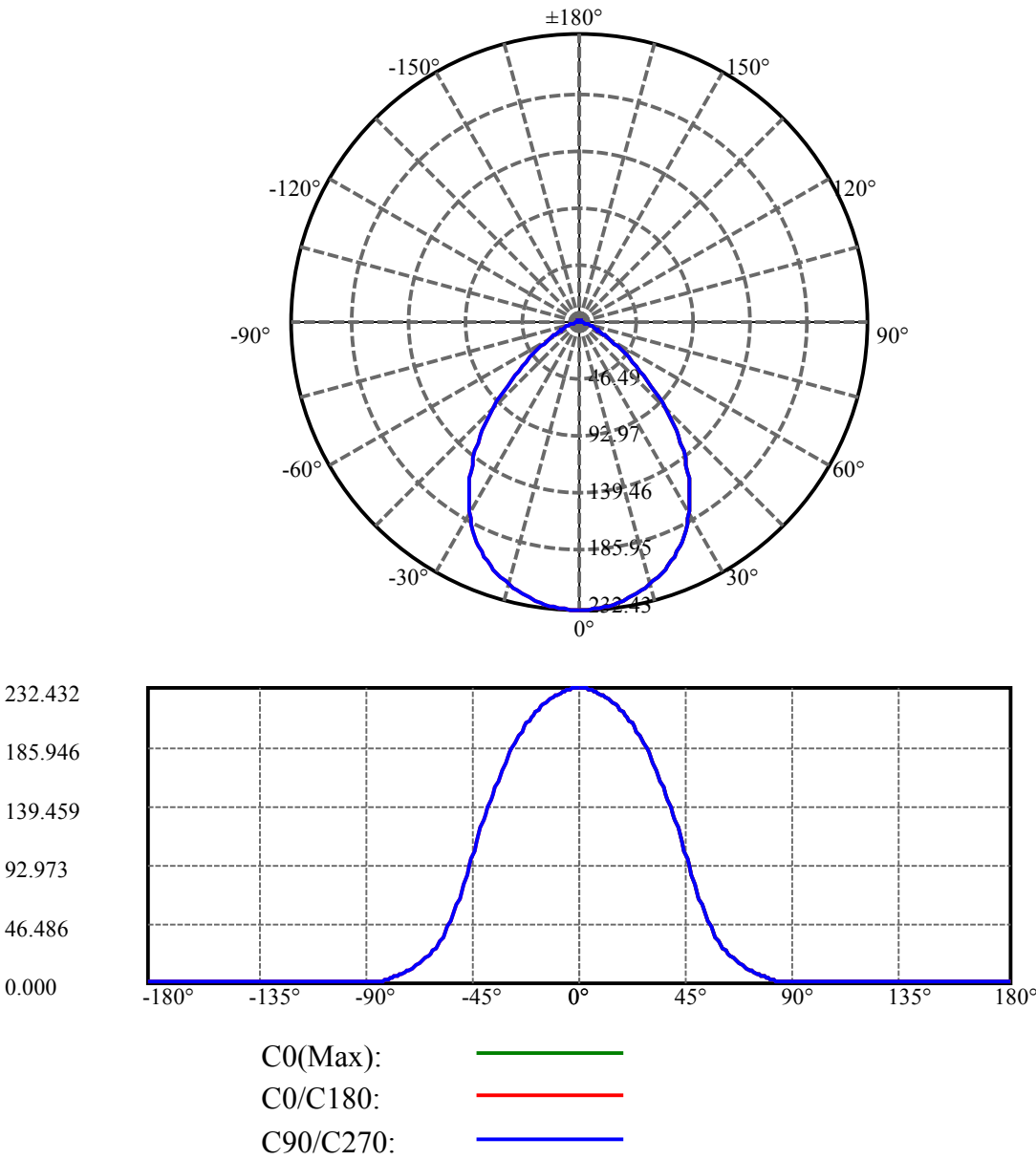
Beam angle of C0 plane : 84.25

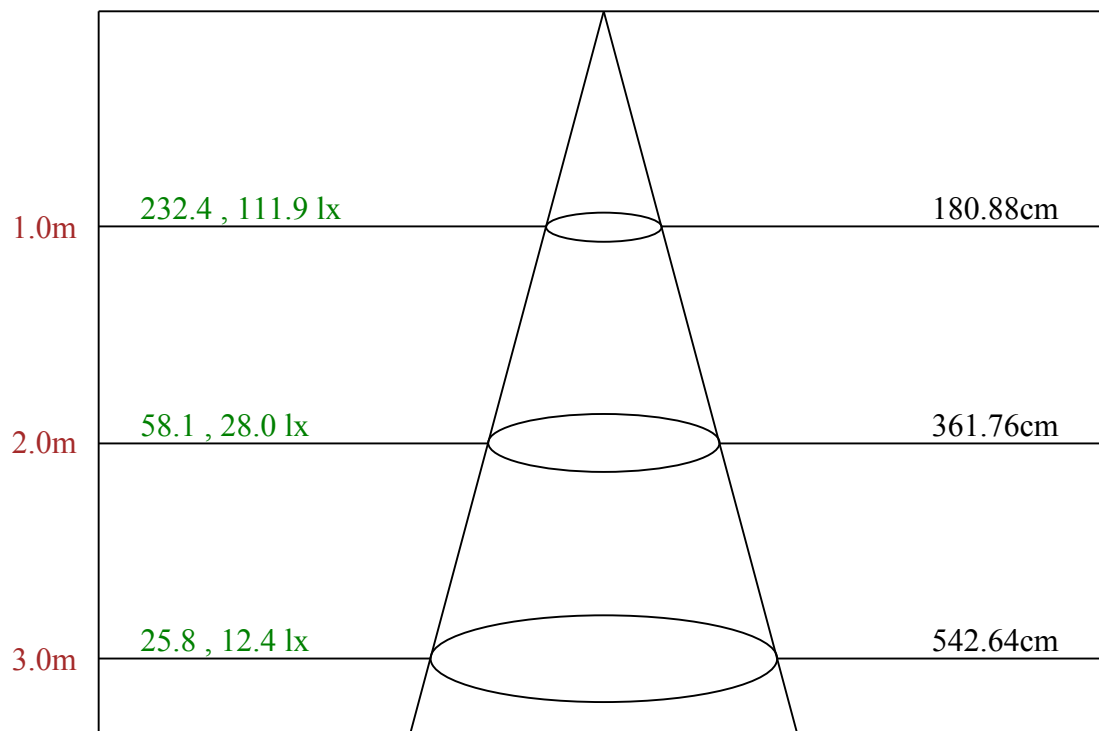
Aveage BeamAngle(IEC 61341):84.25

Equipment: equipamento lumini
Temperature(°C): 25.0

Date: 09/06/2025
Humidity(%): 58.0%

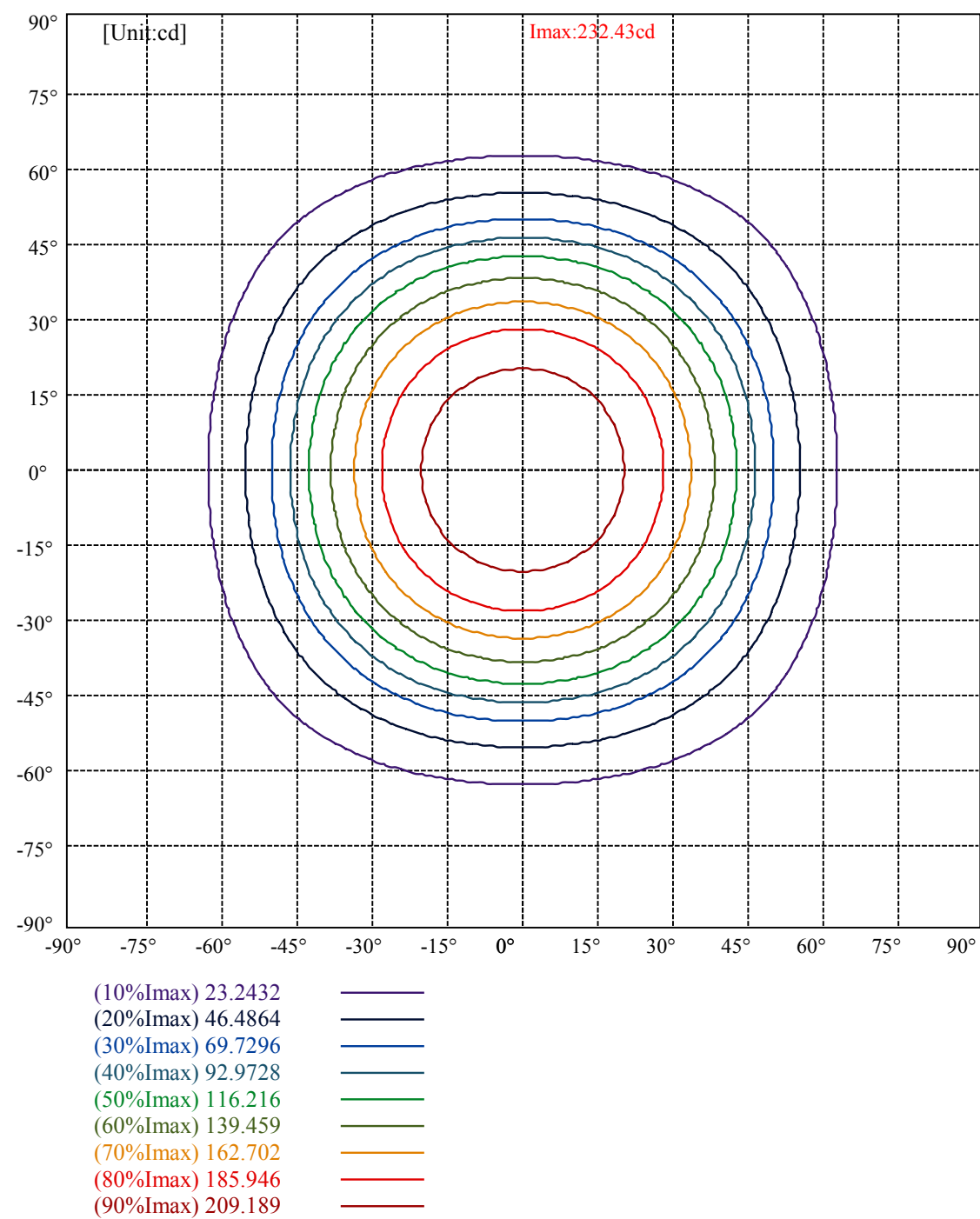
Operator: 01
Distance(m): 6.90





Max , Ave

Beam angle of C0 plane 84.25



lumini

Luminance Limiting Curve(no luminous side)

Appendix Page: 5 Total:6

Luminance Table

γ	45	50	55	60	65	70	75	80	85
C0	10279	7711	5811	4093	3201	2593	1937	1305	926
C45	10279	7711	5811	4093	3201	2593	1937	1305	926
C90	10279	7711	5811	4093	3201	2593	1937	1305	926

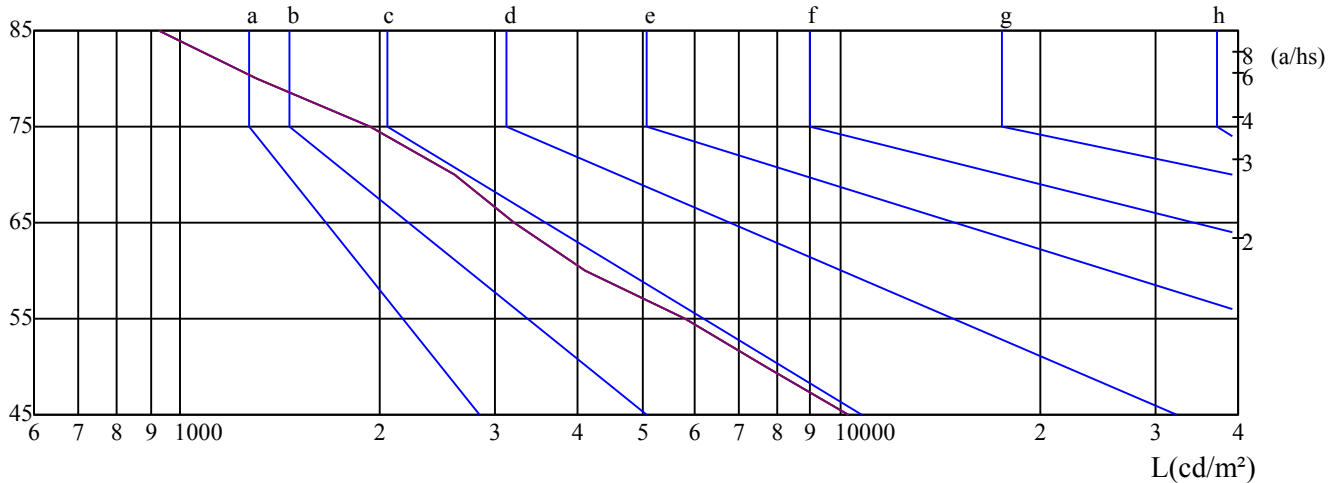
L(Hor)(65)	L(Ver)(65)	L45(65)	L(Hor)(75)	L(Ver)(75)	L45(75)	L(Hor)(85)	L(Ver)(85)	L45(85)
3201	3201	3201	1937	1937	1937	926	926	926

Glare Table

Glare	Quality	Service Values Illuminance(lx)							
1.15	A	2000	1000	500	≤ 300				
1.5	B		2000	1000	500	≤ 300			
1.85	C			2000	1000	500	≤ 300		
2.2	D				2000	1000	500	≤ 300	
2.55	E					2000	1000	500	≤ 300
		a	b	c	d	e	f	g	h

Luminance Limiting Curve

$\gamma(^{\circ})$



C0 —

C45 —

C90 —

Equipment: equipamento lumini
Temperature($^{\circ}$ C): 25.0

Date: 09/06/2025
Humidity(%): 58.0%

Operator: 01
Distance(m): 6.90

Illumination assessment according UGR											
Rf of Ceiling	70	70	50	50	30	70	70	50	50	30	
Rf of Wall	50	30	50	30	30	50	30	50	30	30	
Rf of Floor	20	20	20	20	20	20	20	20	20	20	
Room dimensions		Viewed crosswise					Viewed endwise				
X	Y										
2H	2H	11.44	12.77	11.83	13.12	13.47	20.72	22.04	21.11	22.39	22.75
	3H	11.32	12.50	11.74	12.88	13.26	22.15	23.33	22.56	23.70	24.08
	4H	11.27	12.37	11.69	12.75	13.16	22.57	23.67	22.99	24.05	24.46
	6H	11.25	12.26	11.68	12.66	13.09	22.76	23.77	23.20	24.18	24.61
	8H	11.22	12.19	11.66	12.60	13.04	22.74	23.71	23.18	24.12	24.57
	12H	11.21	12.14	11.66	12.56	13.01	22.69	23.62	23.14	24.04	24.49
4H	2H	12.06	13.16	12.48	13.54	13.95	20.53	21.63	20.96	22.02	22.42
	3H	11.92	12.84	12.37	13.26	13.71	22.04	22.95	22.48	23.37	23.82
	4H	11.91	12.71	12.37	13.16	13.64	22.58	23.37	23.04	23.82	24.30
	6H	11.85	12.56	12.35	13.03	13.52	22.79	23.49	23.28	23.97	24.45
	8H	11.86	12.51	12.36	12.99	13.50	22.80	23.46	23.31	23.94	24.45
	12H	11.90	12.51	12.41	12.99	13.53	22.79	23.39	23.30	23.87	24.42
8H	4H	12.27	12.92	12.77	13.41	13.91	22.43	23.08	22.93	23.56	24.07
	6H	12.21	12.75	12.73	13.25	13.79	22.64	23.19	23.17	23.69	24.23
	8H	12.27	12.74	12.82	13.29	13.81	22.71	23.18	23.26	23.73	24.26
	12H	12.35	12.74	12.90	13.28	13.83	22.69	23.09	23.25	23.63	24.18
12H	4H	12.33	12.93	12.84	13.41	13.96	22.39	22.99	22.90	23.47	24.02
	6H	12.31	12.78	12.86	13.32	13.85	22.64	23.11	23.18	23.65	24.18
	8H	12.34	12.73	12.90	13.27	13.82	22.66	23.06	23.22	23.60	24.15
Variation with the observer position at spacings:											
S = 1.0H		0.7/-1.4					0.7/-1.4				
S = 1.5H		1.7/-2.8					1.7/-2.8				
S = 2.0H		3.7/-3.4					3.7/-3.4				
Standard tables:		BK2					BK2				
Uncorrected UGR		1.1					1.1				

依据CIE Publ. 117 计算 UGR, S/H = 0.25